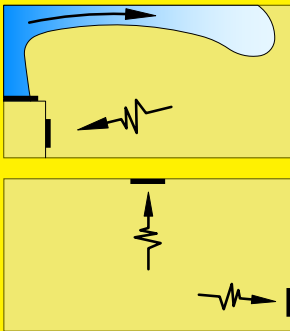


Fixed exhaust air


FIXED BLADE GRILLES

introduction



The R type fixed blade return air grilles offer a range of blade formats to meet architectural requirements and complement Brooke Air supply terminals.

All core types are optionally available as removable items for ease of access and cleaning. Alternatively, the cores can be supplied without frames.



type

R

control

Opposed blade volume control damper - OB

options

For all additional available options, border styles, fixings, finishes and plenums see document **PART L**

fixings

Standard fixing method is by countersunk screw through the flange - SC
Preferred secret fixing method by removable core - RC
Safety cords can be fitted - S Cord

finish

Standard finish is satin anodised aluminium - SAA

sizes

R type grilles can be supplied in sizes ranging from 150mm x 100mm up to 3000mm x 600 mm. Widths greater than 3000mm can be supplied in modular sections.

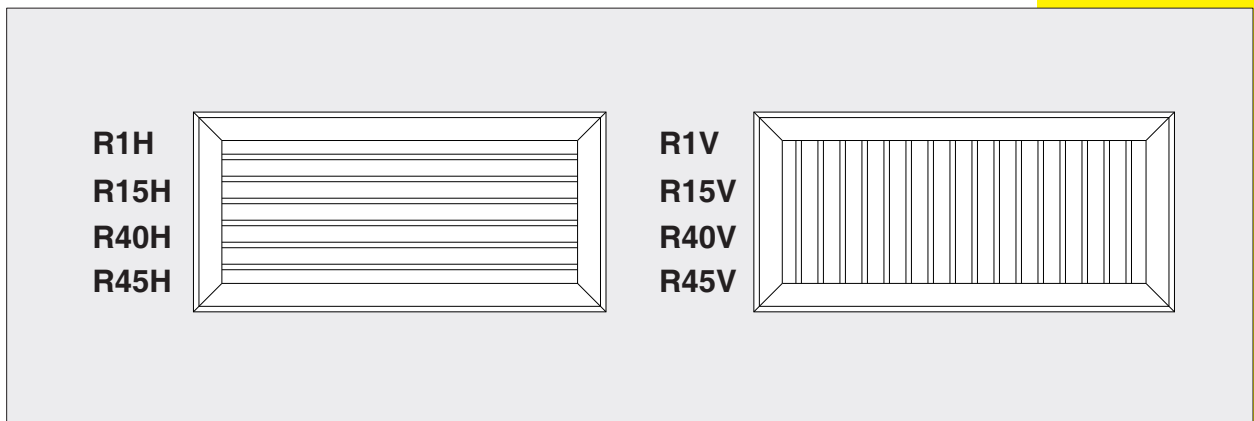
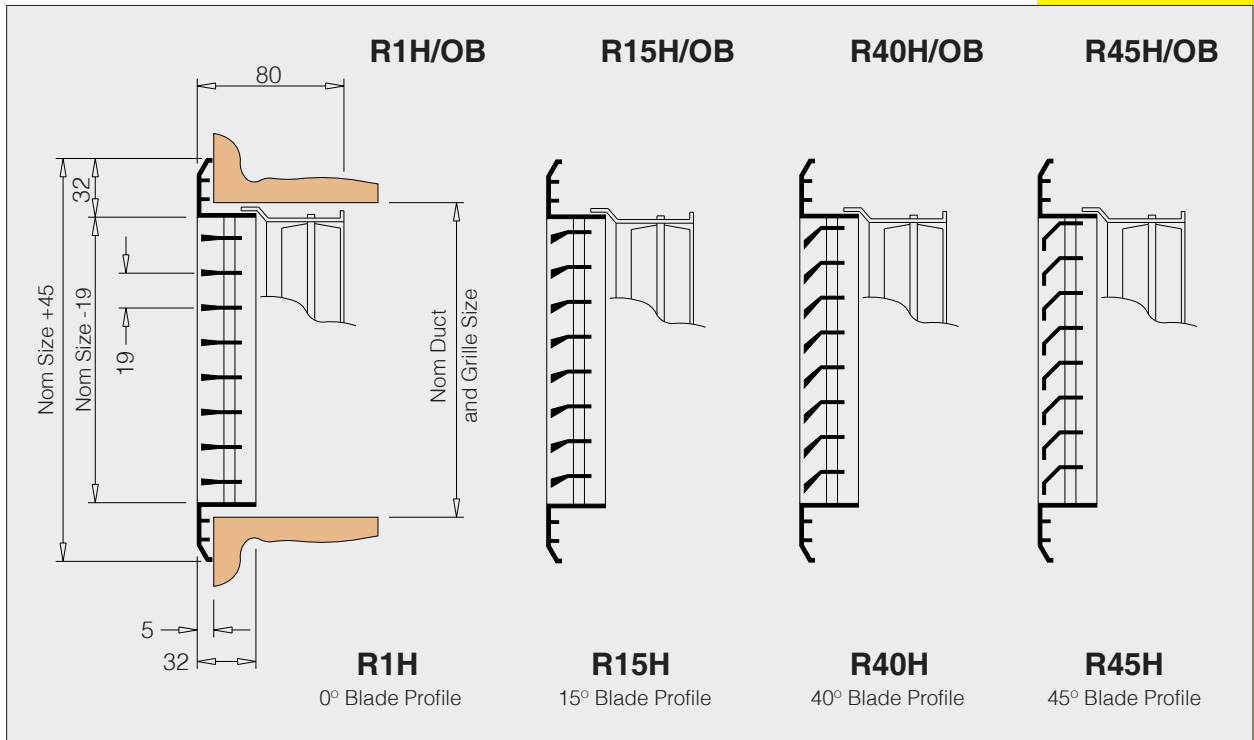
ordering details

example:

type	control	borders	fixing	finish	width	height	quantity
R1H	OB	/	32	/	SC	/SAA	/1000/ 300 / 6

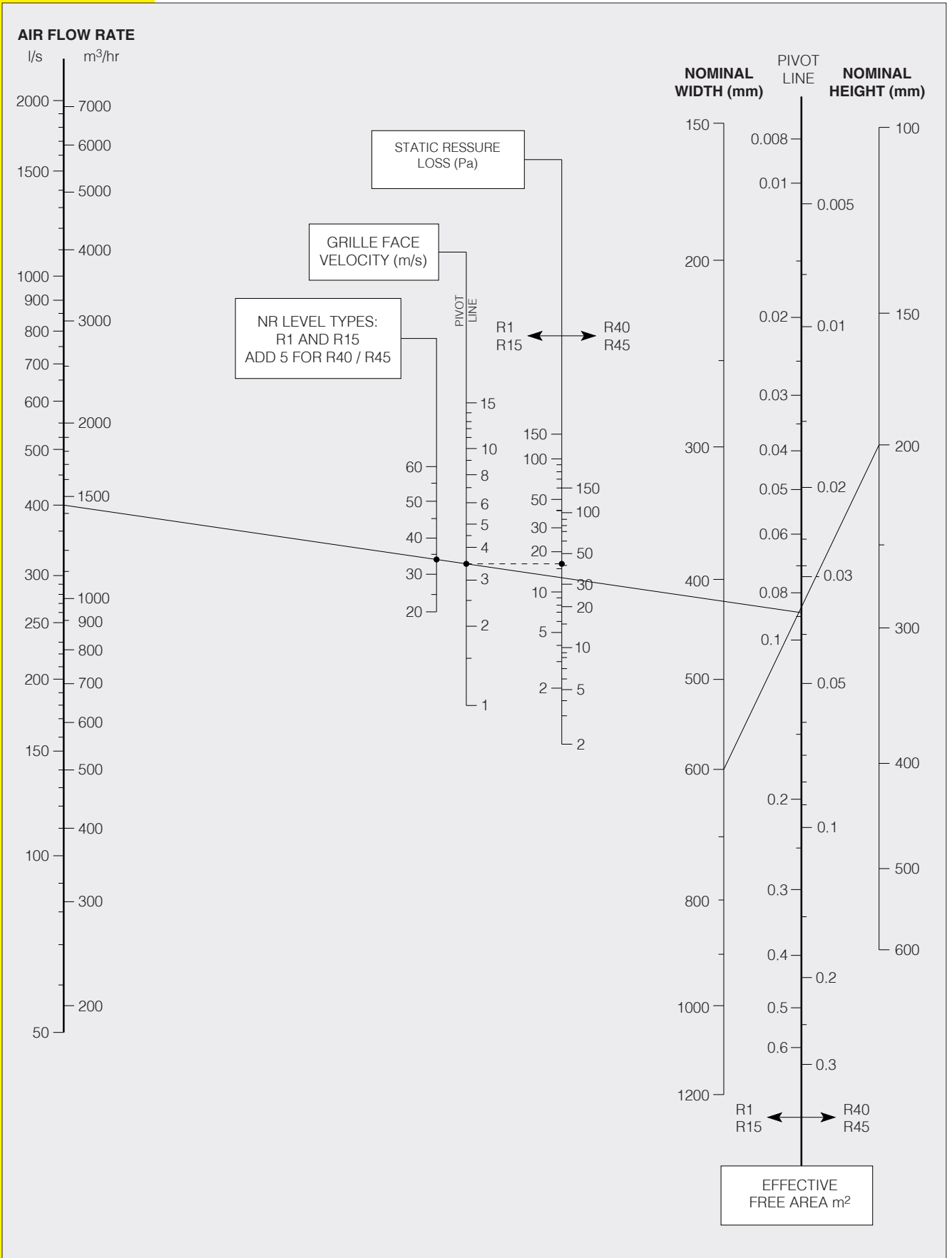
Fixed exhaust air

DIMENSIONS



Fixed exhaust air

SELECTION NOMOGRAM



Fixed exhaust air

BASIS OF DATA

Acoustic data is presented in terms of NR levels based on a room absorption factor of 8dB.

NOTE: Grille Face Velocity measured 50mm in front of grille face.

example

SELECTION EXAMPLE				
	GRILLE TYPE	FREE AREA (m ²)	NR	Ps (Pa)
600mm x 200mm RETURN AIR GRILLE PASSING AN AIR FLOW RATE OF 400 l/s	R1H/R15H	0.09	34	16
	R40H/R45H	0.035	39	40