

# Air Diffusers

supply and exhaust  
ventilation systems

plenum boxes



**Brooke Air<sup>®</sup>**


# Linear diffusers

## PLENUM BOXES

### introduction

The general range of PB plenum boxes are manufactured with a return edge hem in the neck to suit the yoke strap fixings supplied with LCS, Flowline and F45L diffusers.

The boxes can be manufactured to suit either top or side entry duct arrangements and are available with square rectangular or circular spigots.



### type

## PB

### options

Optional spigot mounted flap dampers are available with either cord or quadrant operators.

Plenums can also be supplied with a non fibrous fire resistant acoustic liner for applications with critical noise limits.

### plenum selection

The plenum selection nomogram on page 20 is designed to optimise the cross sectional area of the box to ensure an even distribution of air along the length of the diffuser.

To select an appropriate plenum size, firstly establish the static pressure loss of the diffuser at the required design duty from the appropriate performance table.

Then, using the selection nomogram, project a line between the flow rate and pressure loss scales to the pivot line of the plenum dimension scale. From there, project a line from the appropriate diffuser slot width through the pivot point and read off the plenum height. Note, an allowance should be added to the height to allow for the depth of the diffuser frame refer to note on the plenum height scale.

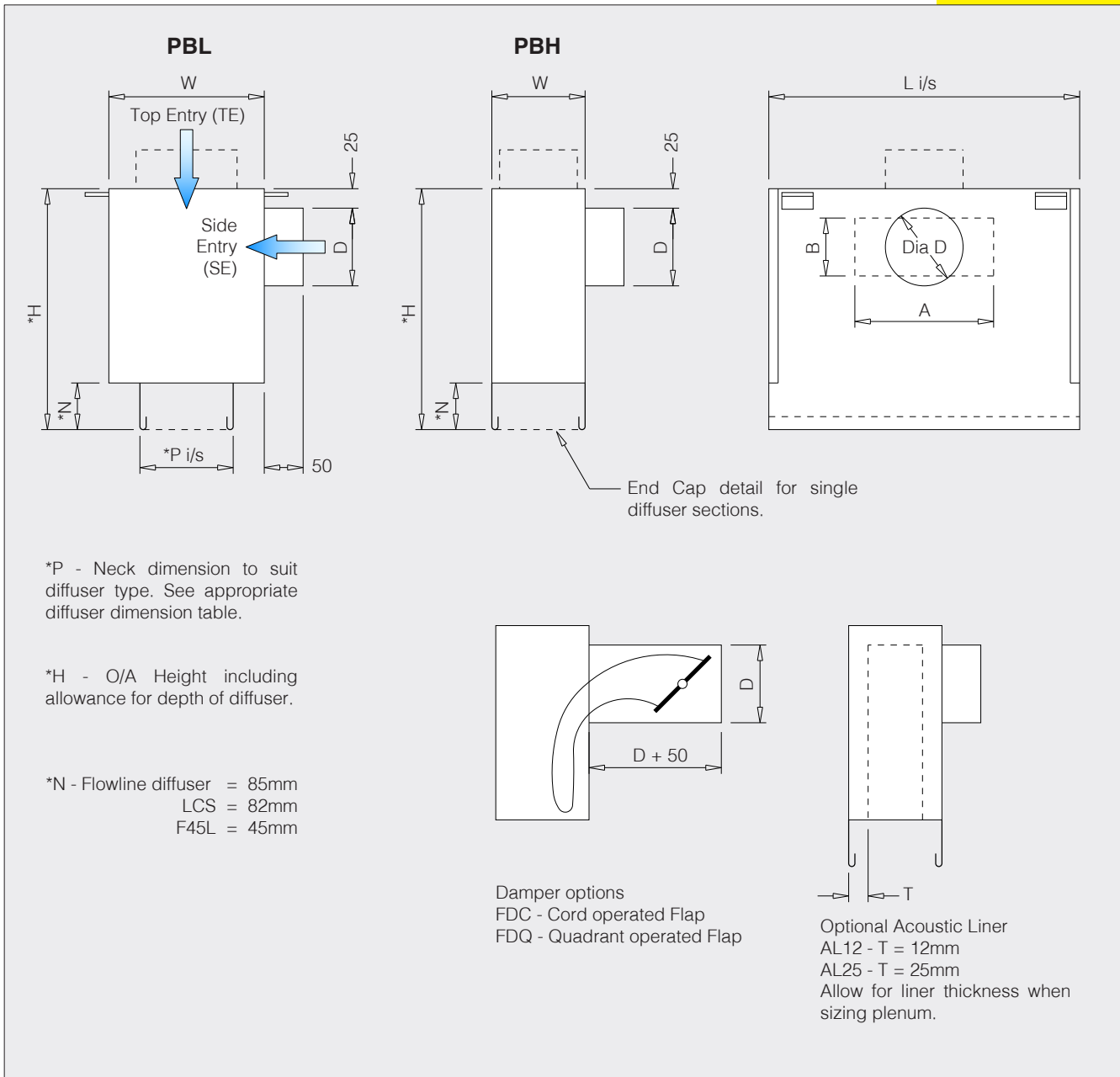
If the ceiling void height is limited, then any combination of width and height can be selected about the pivot point providing the plenum height can accommodate a suitable spigot size.

To determine the spigot size, project a line from the flow rate scale through the required spigot air velocity to the diameter line. Square or rectangular spigots of equivalent area can also be selected using the spigot diameter as a pivot point.

# Linear diffusers

## PLENUM BOXES

### dimensions



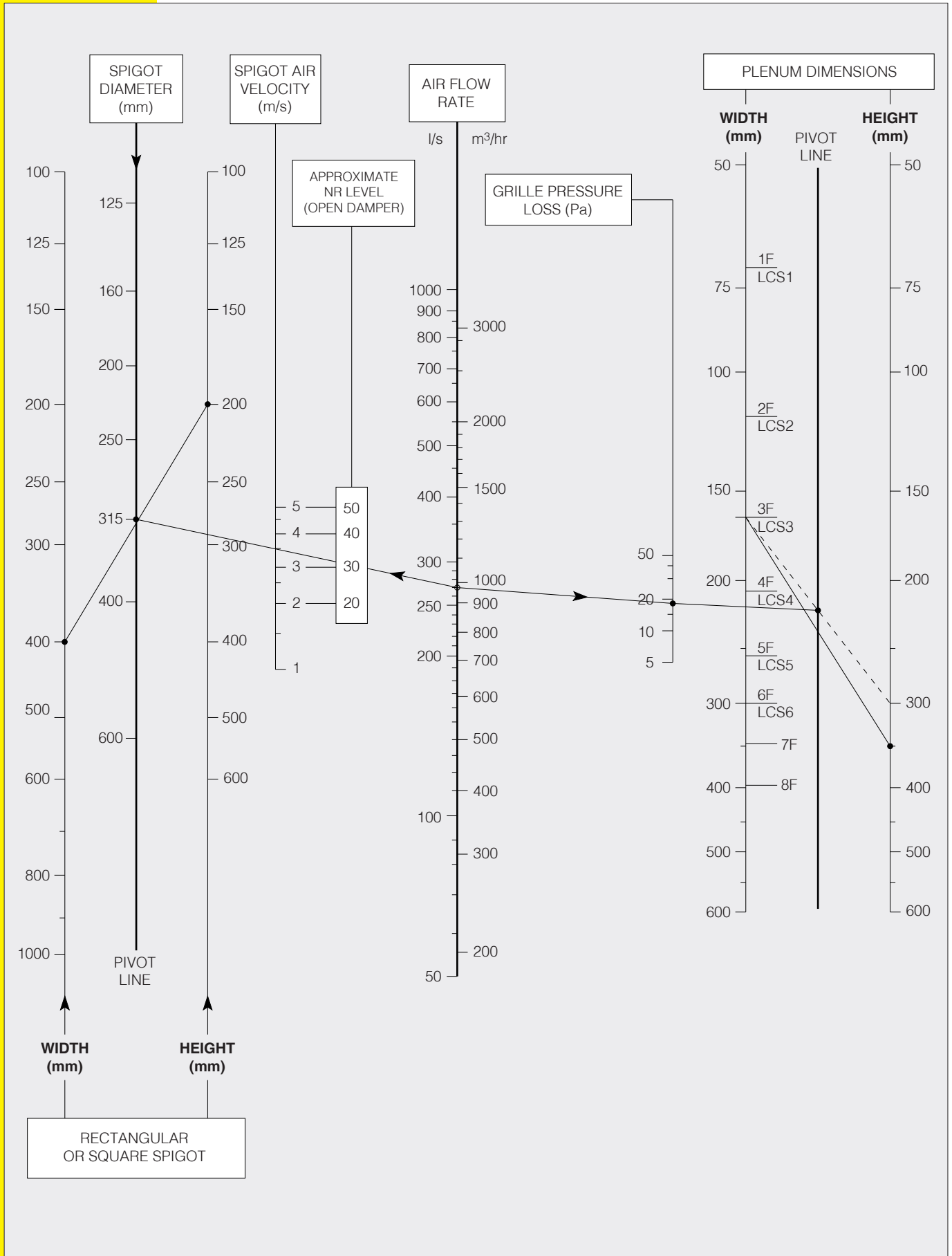
### ordering details

#### EXAMPLE :

| type | control | option | length | width | height | spigot | quantity |
|------|---------|--------|--------|-------|--------|--------|----------|
| PBH  | FDQ     | AL12   | 1200   | 3F    | 435    | 315SE  | 4        |

# Linear diffusers

## SELECTION NOMOGRAM



# Linear diffusers

## PLENUM BOXES

Select a suitable plenum size for a 1.2m long 3F diffuser supplying 270 l/s. Air flow rate (l/s/m) =  $270/1.2 = 225$  l/s/m, which from the chart on page 11 gives pressure loss of 18Pa.

From the nomogram, an active plenum height of 300mm would be satisfactory with a 400mm x 200mm spigot, but to accommodate an equivalent size circular spigot the plenum height would need to be increased to 350mm. The overall plenum height with a circular spigot would therefore be  $350 + 85 = 435$ mm.

**NOTE** - to allow for the depth of the diffuser neck, add 85mm to the selected plenum height for Flowline and LCS slot diffusers, and 50mm for F45L louvre diffusers.

example

note

# Diffuser programme literature

|               |   |
|---------------|---|
| <b>part A</b> | Introduction, Technical Overview and Selection Guide. |
| <b>part B</b> | Continuous Slot and Linear Louvre Diffusers.          |
| <b>part C</b> | Multicore Square and Rectangular Diffusers.           |
| <b>part D</b> | Laminar Flow Panels.                                  |
| <b>part E</b> | Circular Diffusers.                                   |
| <b>part F</b> | Drum Jet Diffusers.                                   |
| <b>part G</b> | Supply and Extract Valves.                            |
| <b>part H</b> | Plenum Boxes  |
| <b>part I</b> | Finshes and Conversion factors                        |



**Brooke Air®**

JC House,  
Hurricane Way,  
Wickford Business Park,  
Wickford,  
Essex SS11 8YB,  
UK.

Tel: +44 (0)1268 572266  
Fax: +44 (0)1268 560606  
email: [info@brookeair.co.uk](mailto:info@brookeair.co.uk)  
web: [www.brookeair.co.uk](http://www.brookeair.co.uk)